

TRAFFIC STATISTICS 2020

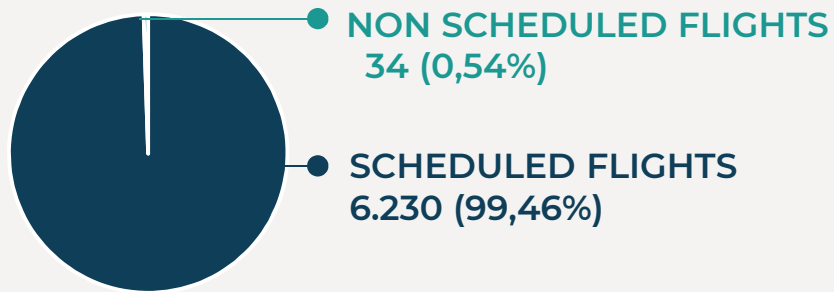
JANUARY / FEBRUARY

SCHEDULED AND NON SCHEDULED COMMERCIAL TRAFFIC

A/C MOVEMENTS

TRAFFIC JAN-FEB

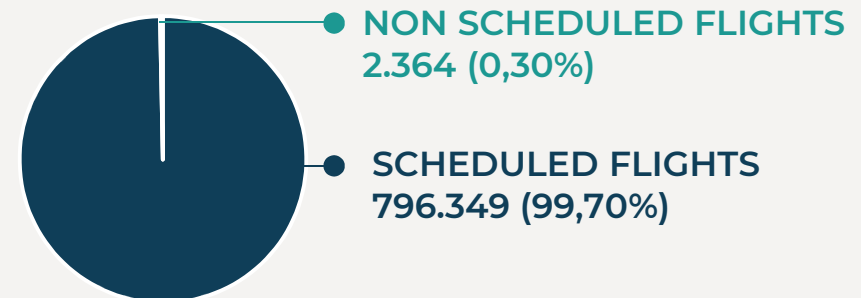
TOTAL 6.264 (100%)



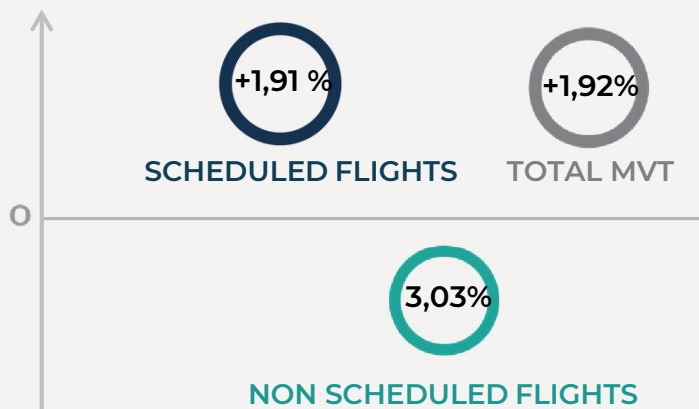
PASSENGERS

TRAFFIC JAN-FEB

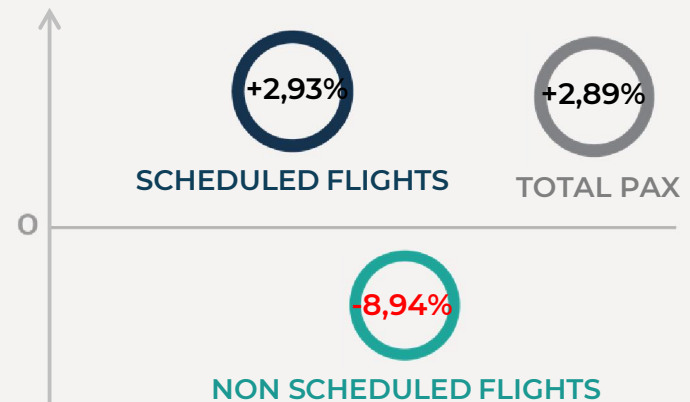
TOTAL 798.713 (100%)



% CHG 2020/19



% CHG 2020/19

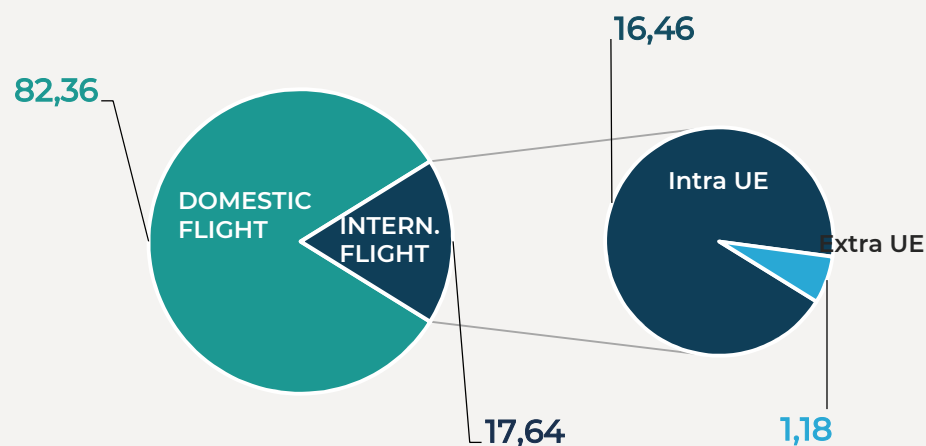


DOMESTIC AND INTERNATIONAL COMMERCIAL TRAFFIC

A/C MOVEMENTS

TRAFFIC JAN-FEB

TOTAL 6.264 (100%)

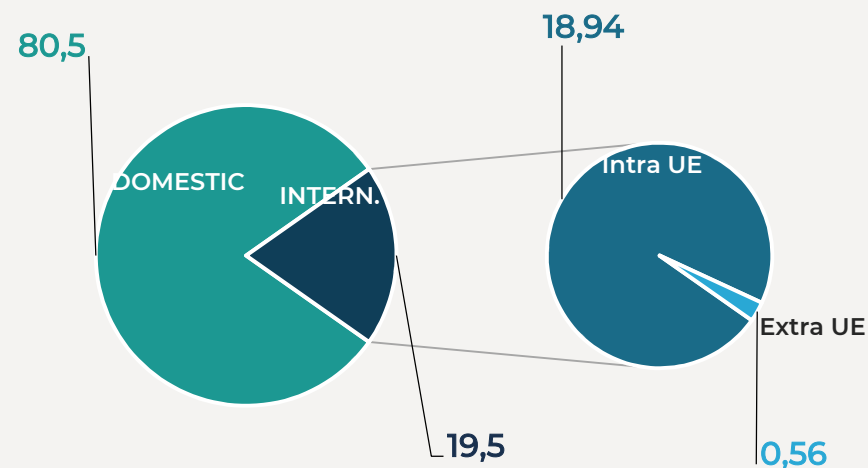


DOMESTIC FLIGHTS % CHG 2020/19	5.159 -0,98 %
INTERNATIONAL FLIGHTS % CHG 2020/19	1.105 18,06%
INTRA UE % CHG 2020/19	1.031 26,81%
EXTRA UE % CHG 2020/19	74 -39,84 %

PASSENGERS

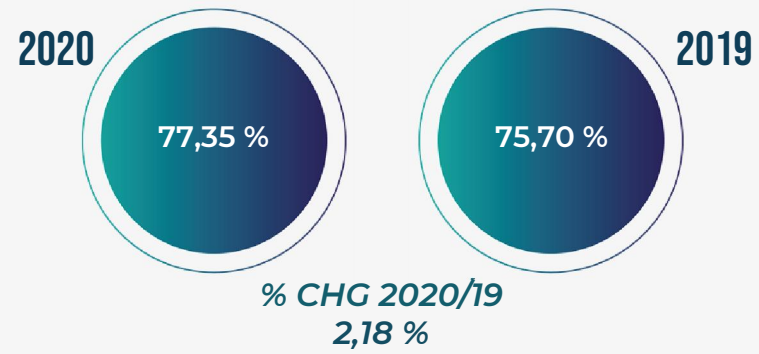
TRAFFIC JAN-FEB

TOTAL 798.713 (100%)



DOMESTIC PASSENGERS % CHG 2020/19	642.907 -0,09 %
INTERNATIONAL PASSENGERS % CHG 2020/19	155.806 17,29%
INTRA UE % CHG 2020/19	151.307 25,26%
EXTRA UE % CHG 2020/19	4.499 -62,65%

LOAD FACTOR



PASSENGERS PER MOVEMENTS

	PAX PER MVT
TOTAL	127,51
DOMESTIC	124,62
INTERNATIONAL	141,00

COMMERCIAL TRAFFIC - PASSENGERS AND MOVEMENTS PER MONTH

MONTH	PASSENGERS	% CHG 2020/19	A/C MOVEMENTS	% CHG 2020/19
JANUARY	425.911	6,97 %	3.285	2,62 %
FEBRUARY	372.827	-1,41 %	2.979	1,15 %
MARCH				
APRIL				
MAY				
JUNE				
JULY				
AUGUST				
SEPTEMBER				
OCTOBER				
NOVEMBER				
DECEMBER				

