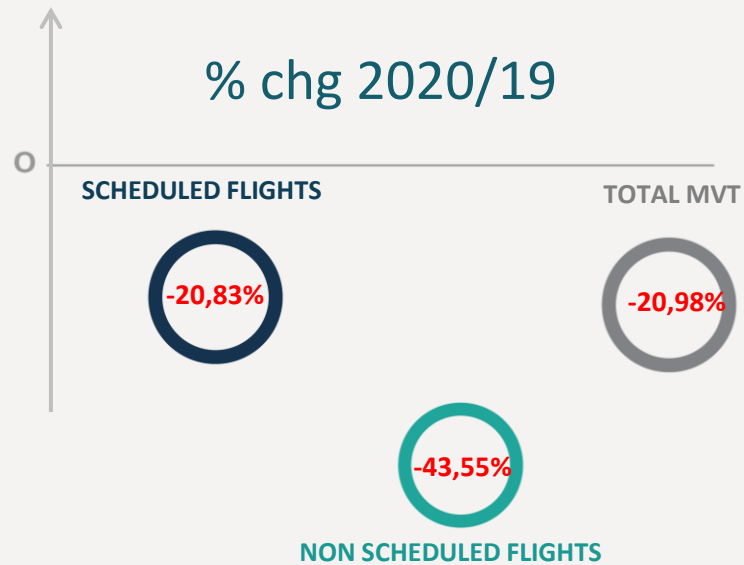
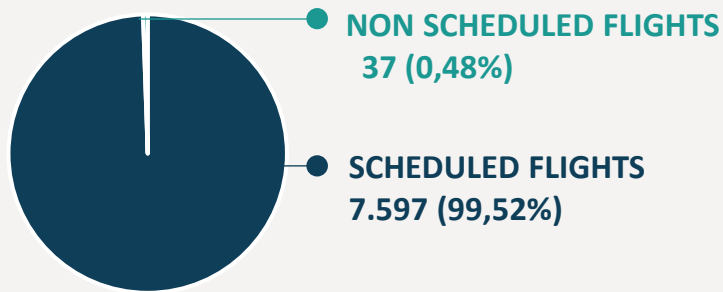


TRAFFIC STATISTICS 2020

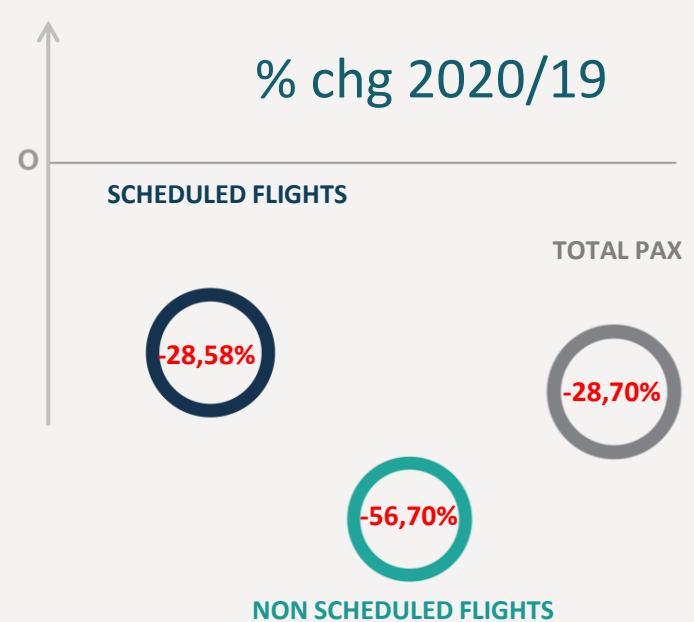
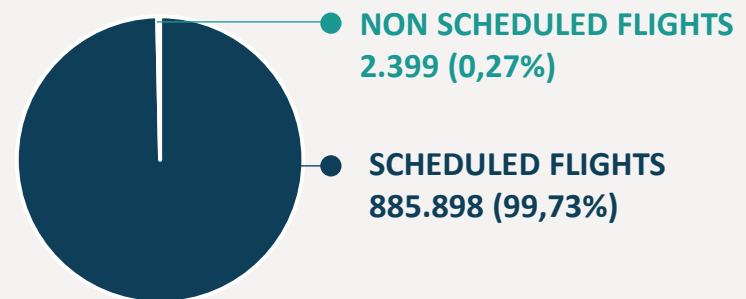
January / April

SCHEDULED AND NON SCHEDULED COMMERCIAL TRAFFIC

A/C MOVEMENTS TRAFFIC JAN-APR TOTAL 7.634 (100%)

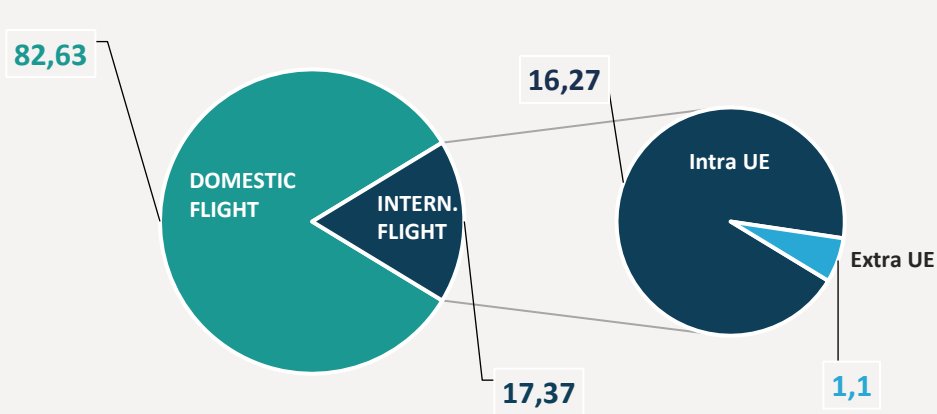


PASSENGERS TRAFFIC JAN-APR TOTAL 888.297 (100%)



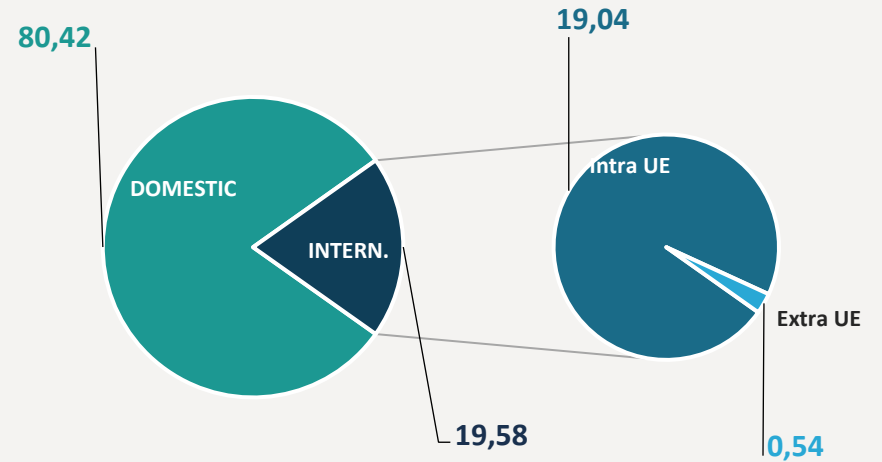
DOMESTIC AND INTERNATIONAL COMMERCIAL TRAFFIC

A/C MOVEMENTS TRAFFIC JAN-APR TOTAL 7.634 (100%)



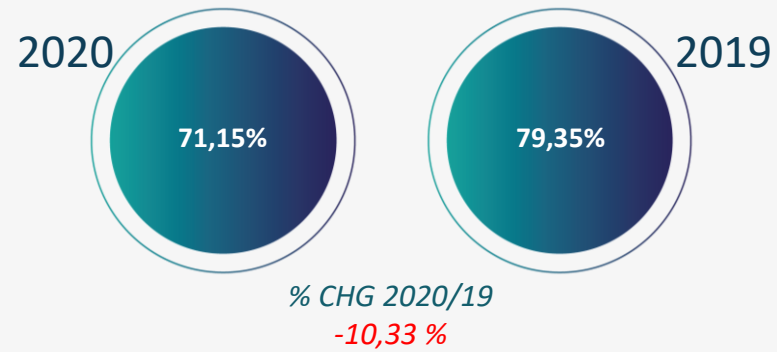
DOMESTIC FLIGHTS % CHG 2020/19	6.308 -23,04 %
INTERNATIONAL FLIGHTS % CHG 2020/19	1.326 -9,81 %
INTRA UE % CHG 2020/19	1.242 -2,90 %
EXTRA UE % CHG 2020/19	84 -56,32 %

PASSENGERS TRAFFIC JAN-APR TOTAL 888.297 (100%)



DOMESTIC PASSENGERS % CHG 2020/19	714.340 -30,83 %
INTERNATIONAL PASSENGERS % CHG 2020/19	173.957 -18,47 %
INTRA UE % CHG 2020/19	169.155 -12,93 %
EXTRA UE % CHG 2020/19	4.802 -74,86 %

LOAD FACTOR



PASSENGERS PER MOVEMENTS

	PAX PER MVT
TOTAL	116,36
DOMESTIC	113,24
INTERNATIONAL	131,19

COMMERCIAL TRAFFIC - PASSENGERS AND MOVEMENTS PER MONTH

MONTH	PASSENGERS	% CHG 2020/19	A/C MOVEMENTS	% CHG 2020/19
JANUARY	425.911	6,97 %	3.285	2,62 %
FEBRUARY	372.827	-1,41 %	2.979	1,15 %
MARCH	85.543	-81,88 %	1.207	-63,52 %
APRIL	6.041	-98,98 %	163	-96,32 %
MAY				
JUNE				
JULY				
AUGUST				
SEPTEMBER				
OCTOBER				
NOVEMBER				
DECEMBER				

