

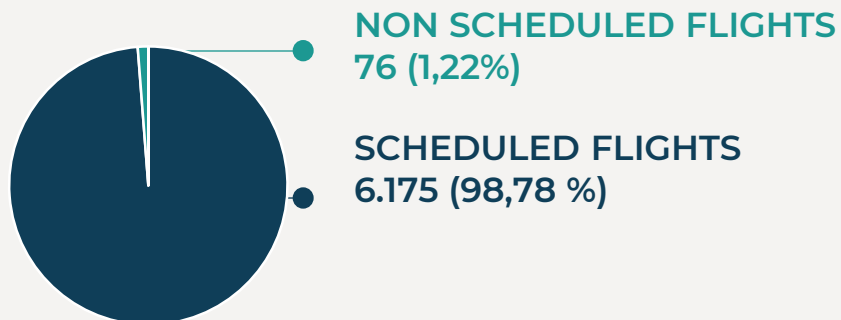
TRAFFIC STATISTICS 2021

JANUARY / MAY

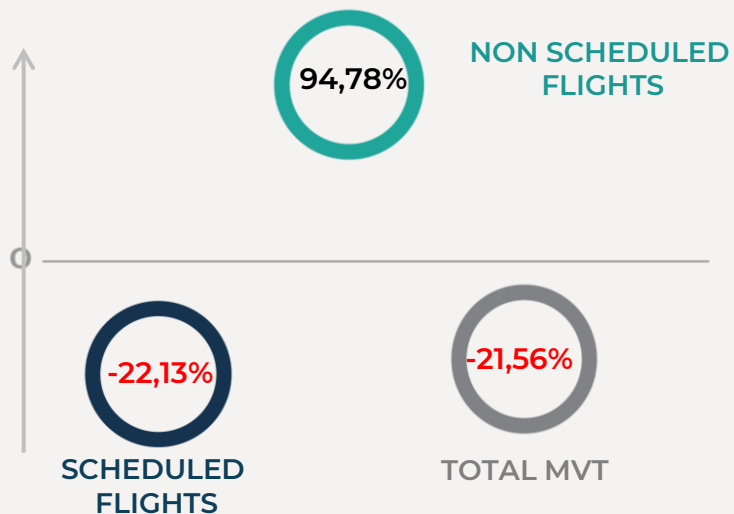
SCHEDULED AND NON SCHEDULED COMMERCIAL TRAFFIC

A/C MOVEMENTS TRAFFIC JAN- MAY

TOTAL 6.251 (100%)

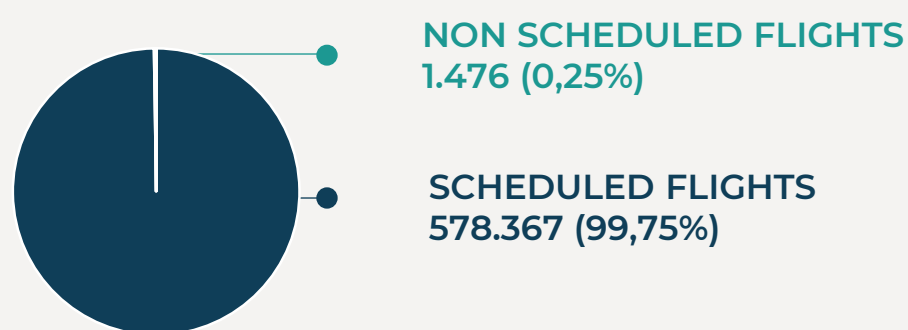


% CHG 2021/20

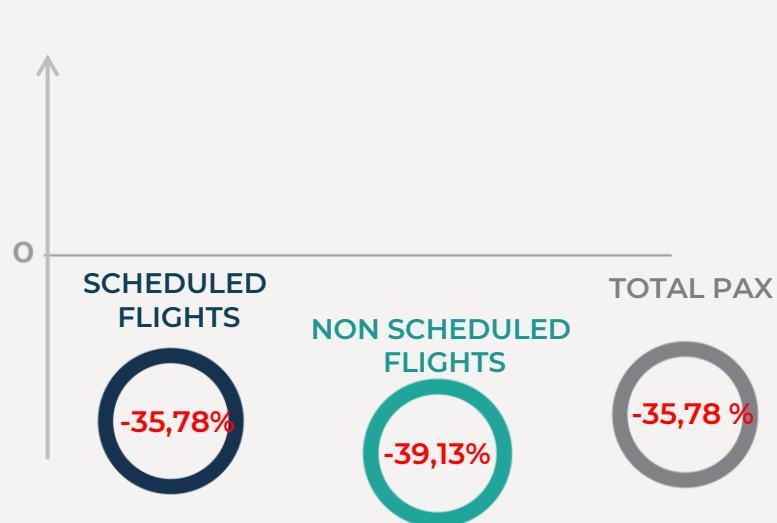


PASSENGERS TRAFFIC JAN-MAY

TOTAL 579.843 (100%)



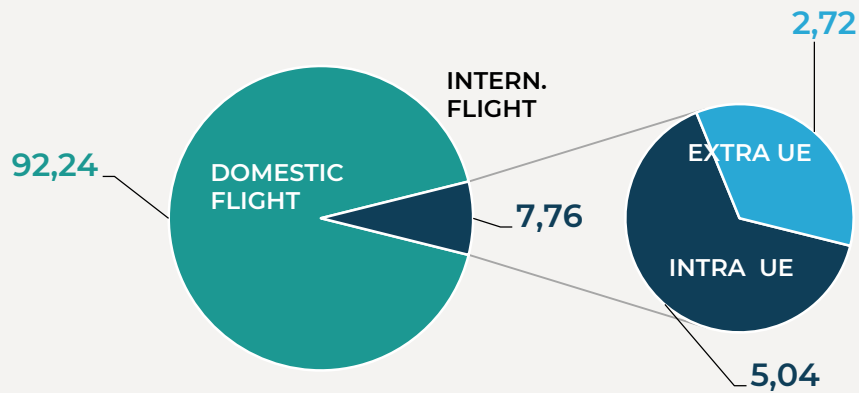
% CHG 2021/20



DOMESTIC AND INTERNATIONAL COMMERCIAL TRAFFIC

A/C MOVEMENTS TRAFFIC JAN-MAY

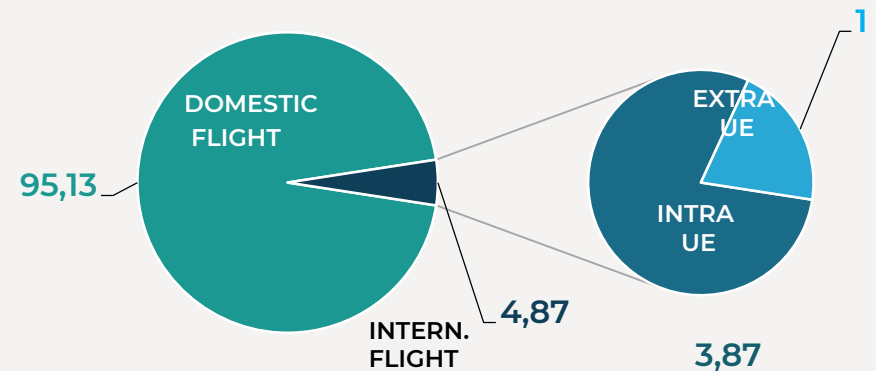
TOTAL 6.251 (100%)



DOMESTIC FLIGHTS % CHG 2021/20	5.766 -13,19 %
INTERNATIONAL FLIGHTS % CHG 2021/20	485 -63,45 %
INTRA UE % CHG 2021/20	315 -74,64%
EXTRA UE % CHG 2021/20	170 100,00%

PASSENGERS TRAFFIC JAN-MAY

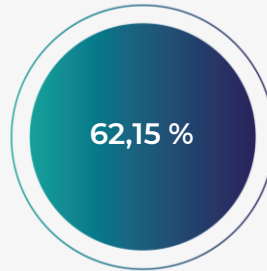
TOTAL 579.843 (100%)



DOMESTIC FLIGHTS % CHG 2021/20	551.633 -24,33 %
INTERNATIONAL FLIGHTS % CHG 2021/20	28.210 -83,78 %
INTRA UE % CHG 2021/20	22.436 -86,74 %
EXTRA UE % CHG 2021/20	5.774 20,24%

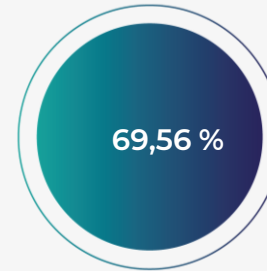
LOAD FACTOR

2021



62,15 %

2020



69,56 %

% CHG 2021/20
-10,65%

PASSENGERS PER MOVEMENTS

	PAX PER MVT
TOTAL	92,76
DOMESTIC	95,67
INTERNATIONAL	58,16

COMMERCIAL TRAFFIC - PASSENGERS AND MOVEMENTS PER MONTH

MONTH	PASSENGERS	% CHG 2021/20	A/C MOVEMENTS	% CHG 2021/20
JANUARY	87.486	-79,46 %	1.277	-61,13 %
FEBRUARY	72.099	-80,66 %	728	-75,56 %
MARCH	91.137	9,09 %	951	-21,21 %
APRIL	130.167	2054,73 %	1.547	849,08 %
MAY				
JUNE				
JULY				
AUGUST				
SEPTEMBER				
OCTOBER				
NOVEMBER				
DECEMBER				

