

# TRAFFIC STATISTICS 2021

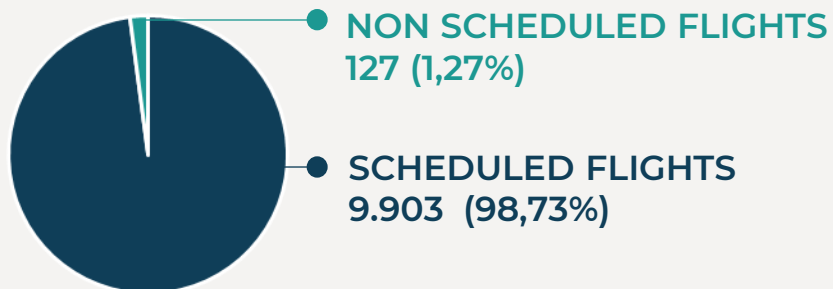
## JANUARY-JUNE

# SCHEDULED AND NON SCHEDULED COMMERCIAL TRAFFIC

## A/C MOVEMENTS

### TRAFFIC JAN-JUN

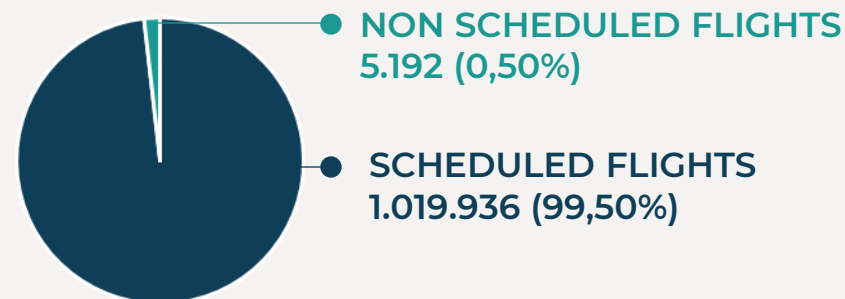
TOTAL 10.030 (100%)



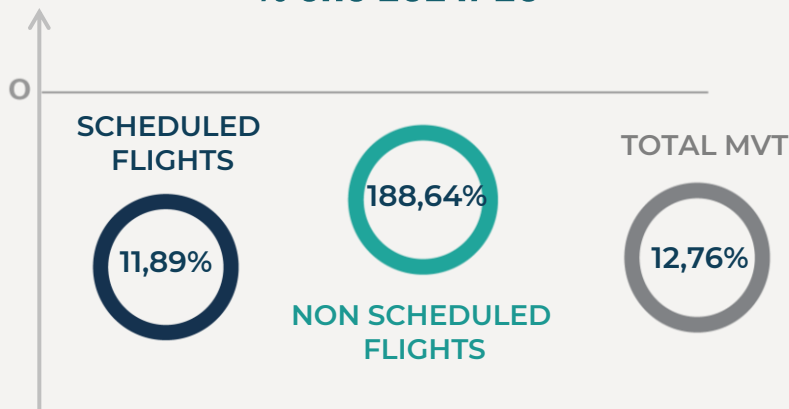
## PASSENGERS

### TRAFFIC JAN-JUN

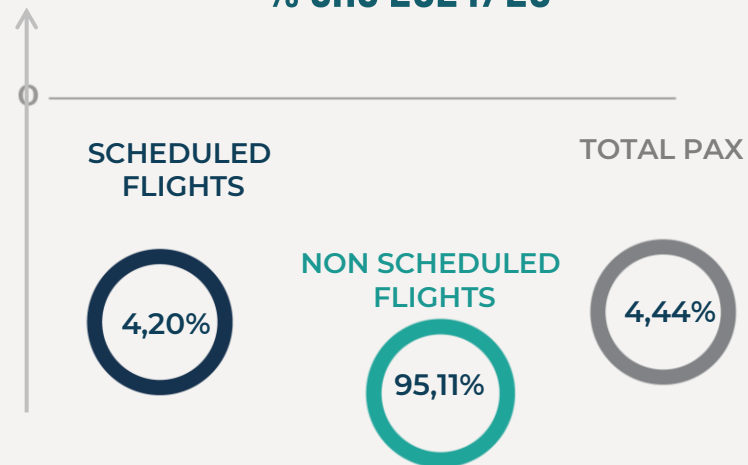
TOTAL 1.025.128 (100%)



## % CHG 2021/20



## % CHG 2021/20

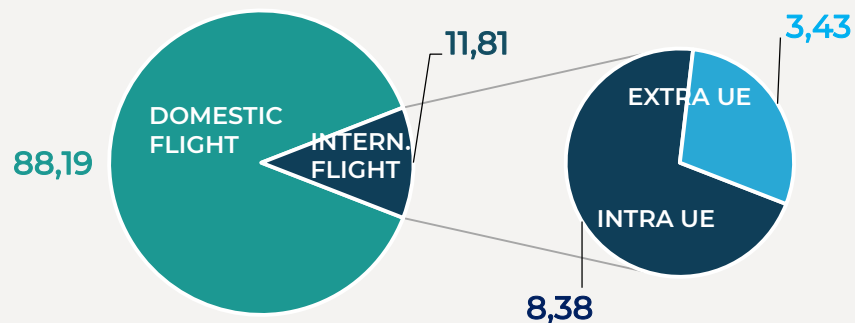


# DOMESTIC AND INTERNATIONAL COMMERCIAL TRAFFIC

## A/C MOVEMENTS

### TRAFFIC JAN-JUN

TOTAL 8.845 (100%)

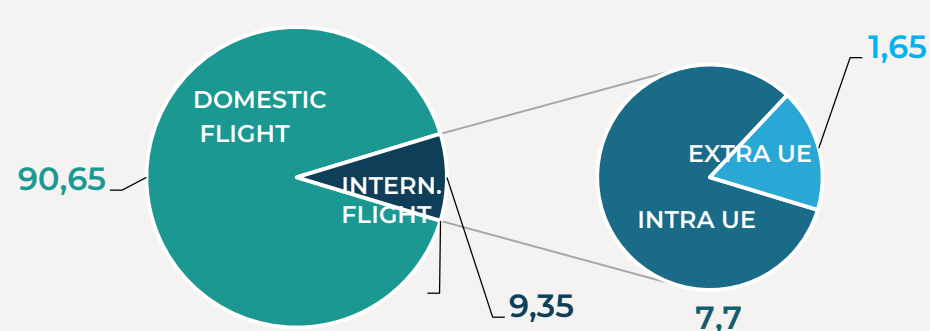


DOMESTIC FLIGHTS	8.845
% CHG 2021/2020	17,48%
INTERNATIONAL FLIGHTS	1.185
% CHG 2021/2020	-13,25 %
INTRA UE	840
% CHG 2021/2020	-33,44 %
EXTRA UE	345
% CHG 2021/2020	231,73 %

## PASSENGERS

### TRAFFIC JAN-JUN

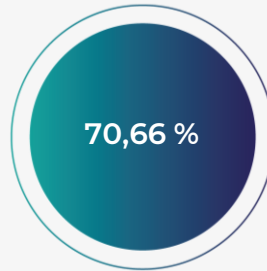
TOTAL 381.009 (100%)



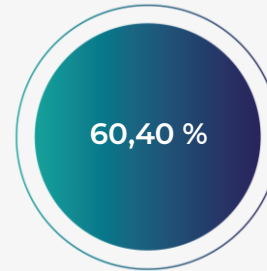
DOMESTIC FLIGHTS	929.269
% CHG 2021/2020	15,43 %
INTERNATIONAL FLIGHTS	95.859
% CHG 2021/2020	-45,69 %
INTRA UE	78.907
% CHG 2021/2020	-53,66%
EXTRA UE	16.952
% CHG 2021/2020	172,80%

## LOAD FACTOR

2021



2020



*% CHG 2021/20*  
16,99 %

## PASSENGERS PER MOVEMENTS

	PAX PER MVT
TOTAL	102,21
DOMESTIC	102,99
INTERNATIONAL	40,88

## COMMERCIAL TRAFFIC - PASSENGERS AND MOVEMENTS PER MONTH

MONTH	PASSENGERS	% CHG 21	A/C MOVEMENTS	% CHG 20
JANUARY	87.606	-79,43 %	1.277	-61,13 %
FEBRUARY	72.099	-80,66 %	728	-75,56 %
MARCH	91.137	9,09 %	951	-21,21 %
APRIL	130.167	2054,73 %	1.547	849,08 %
MAY	198.834	1255,93%	1.748	421,79 %
JUNE	445.285	466,82 %	3.779	308,10 %
JULY				
AUGUST				
SEPTEMBER				
OCTOBER				
NOVEMBER				
DECEMBER				

