

TRAFFIC STATISTICS 2021

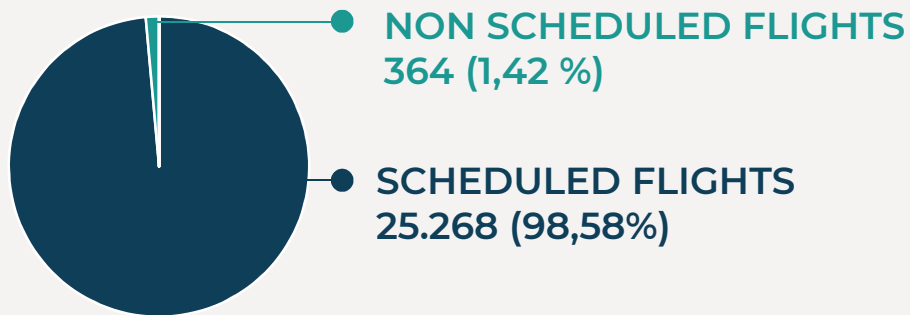
JANUARY - SEPTEMBER

SCHEDULED AND NON SCHEDULED COMMERCIAL TRAFFIC

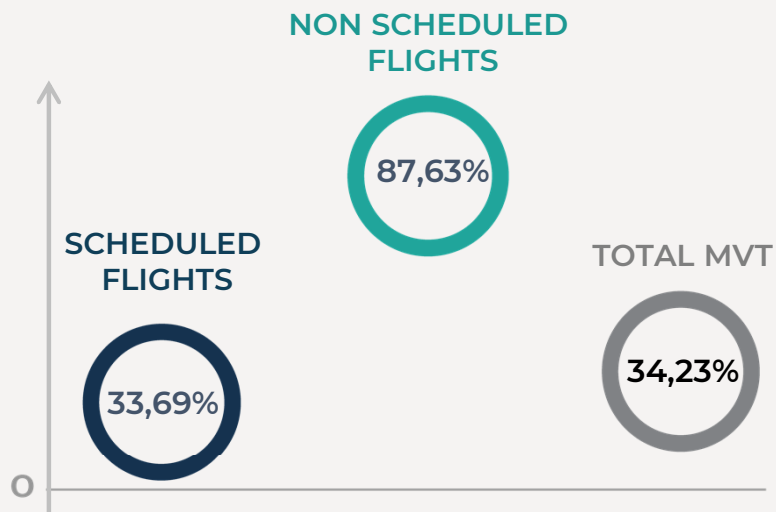
A/C MOVEMENTS

TRAFFIC JAN - SEP

TOTAL 25.632 (100%)



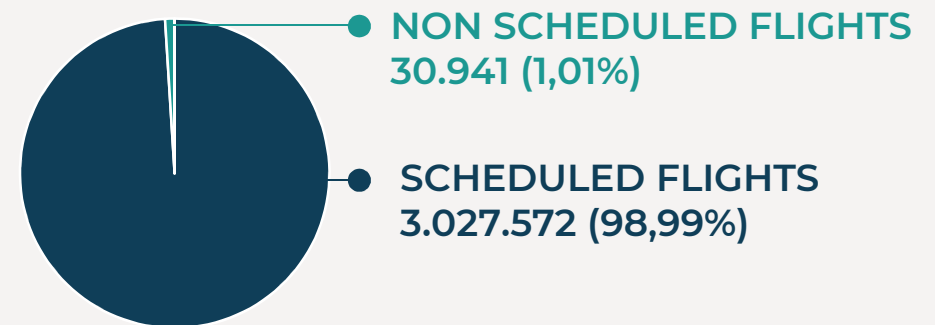
% CHG 2021/20



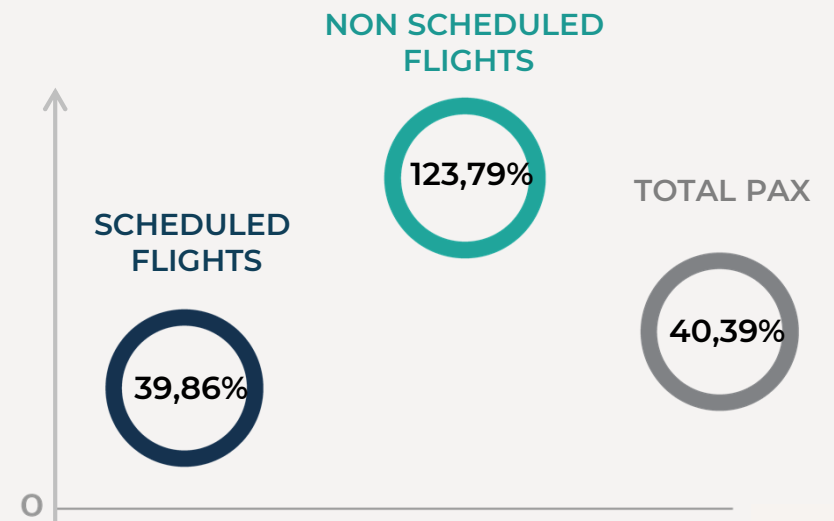
PASSENGERS

TRAFFIC JAN - SEP

TOTAL 3.058.513 (100%)



% CHG 2021/20

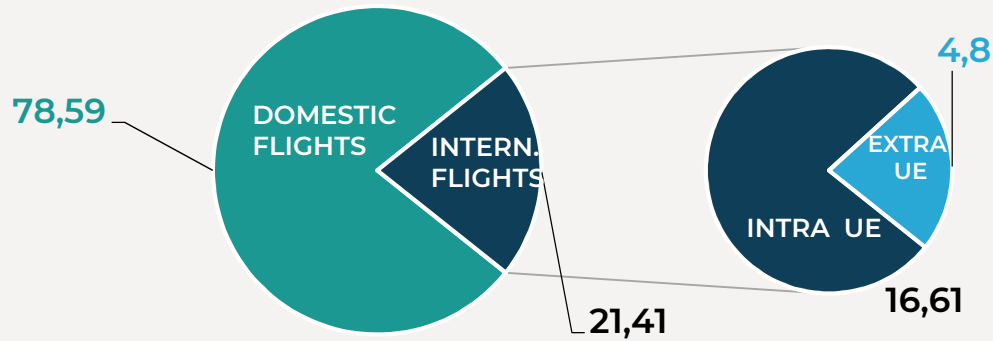


DOMESTIC AND INTERNATIONAL COMMERCIAL TRAFFIC

A/C MOVEMENTS

TRAFFIC JAN-SEP

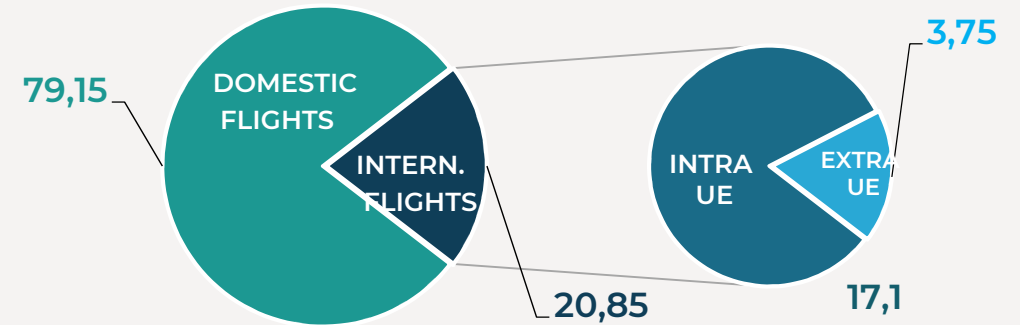
TOTAL 25.632 (100%)



PASSENGERS

TRAFFIC JAN-SEP

TOTAL 3.058.513 (100%)



DOMESTIC FLIGHTS % CHG 2021/20	20.144 34,24 %
INTERNATIONAL FLIGHTS % CHG 2021/20	5.488 34,21%
INTRA UE % CHG 2021/20	4.258 14,59%
EXTRA UE % CHG 2021/20	1.230 229,76%

DOMESTIC FLIGHTS % CHG 2021/20	2.420.825 43,46%
INTERNATIONAL FLIGHTS % CHG 2021/20	637.688 29,86 %
INTRA UE % CHG 2021/20	522.747 13,96 %
EXTRA UE % CHG 2021/20	114.941 255,33 %

LOAD FACTOR

2021



2020



% CHG 2021/20
2,18 %

PASSENGERS PER MOVEMENTS

	PAX PER MVT
TOTAL	119,32
DOMESTIC	120,18
INTERNATIONAL	116,20

COMMERCIAL TRAFFIC - PASSENGERS AND MOVEMENTS PER MONTH

MONTH	PASSENGERS	% CHG 2021/20	A/C MOVEMENTS	% CHG 2021/20
JANUARY	87.606	-79,43 %	1.277	-61,13 %
FEBRUARY	72.099	-80,66%	728	-75,56 %
MARCH	91.137	9,09 %	951	-21,21 %
APRIL	130.167	2054,73 %	1.547	849,08 %
MAY	198.834	1255,93 %	1.748	421,79 %
JUNE	445.285	466,82 %	3.779	308,10 %
JULY	665.423	106,93 %	5.126	79,61 %
AUGUST	740.107	56,15 %	5.686	43,33 %
SEPTEMBER	627.855	56,38 %	4.790	41,76 %
OCTOBER				
NOVEMBER				
DECEMBER				

