

TRAFFIC STATISTICS 2021

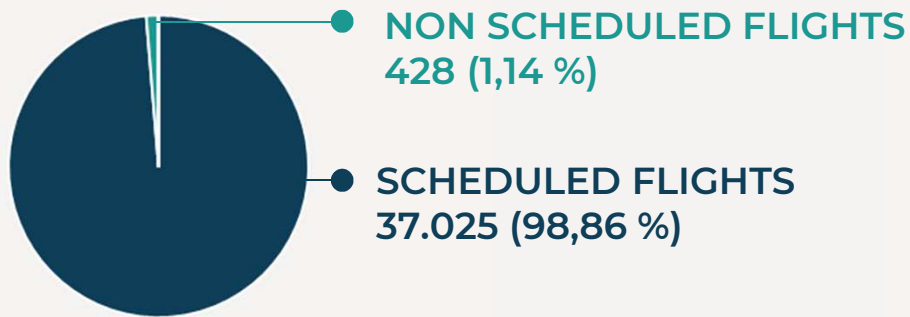
JANUARY - DECEMBER

SCHEDULED AND NON SCHEDULED COMMERCIAL TRAFFIC

A/C MOVEMENTS

TRAFFIC JAN - DEC

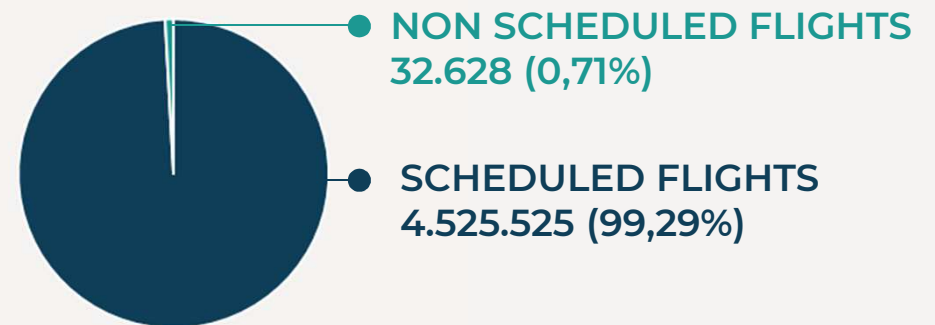
TOTAL 37.453 (100%)



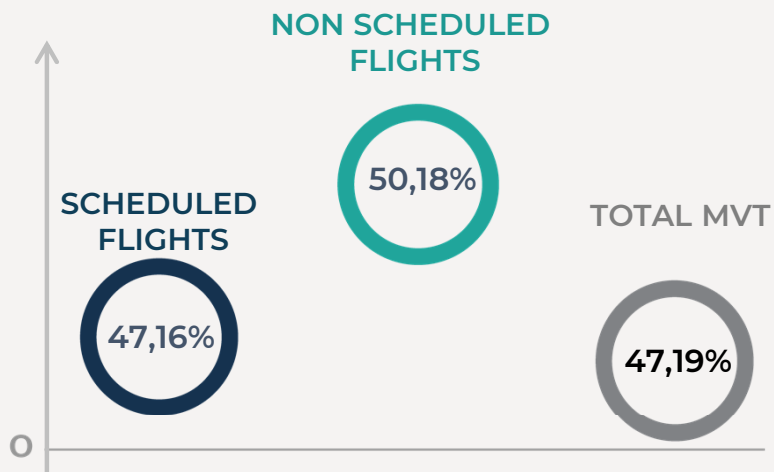
PASSENGERS

TRAFFIC JAN - DEC

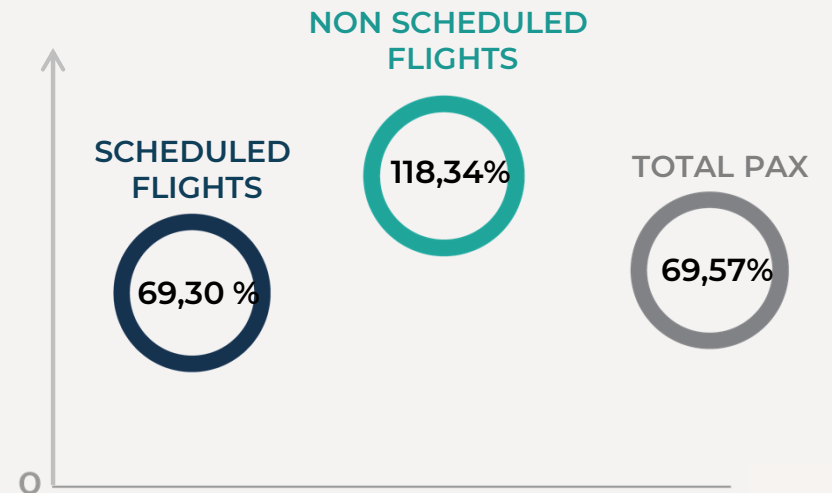
TOTAL 4.558.153 (100%)



% CHG 2021/20

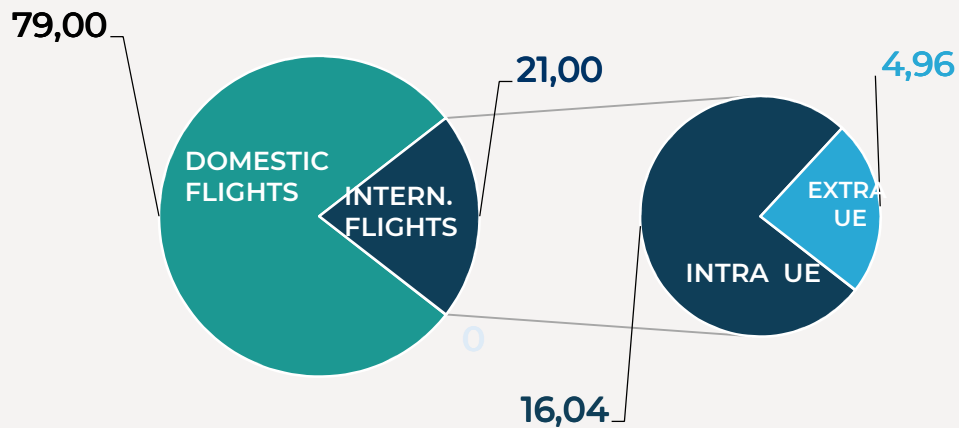


% CHG 2021/20



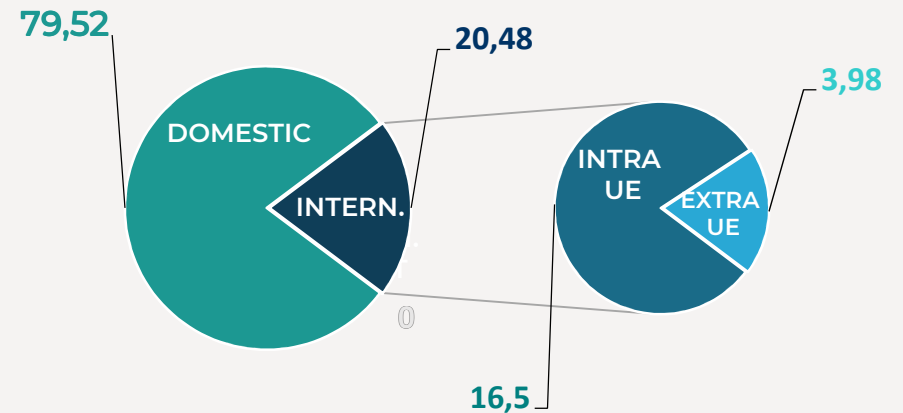
DOMESTIC AND INTERNATIONAL COMMERCIAL TRAFFIC

**A/C MOVEMENTS
TRAFFIC JAN-DEC**
TOTAL 37.453 (100%)



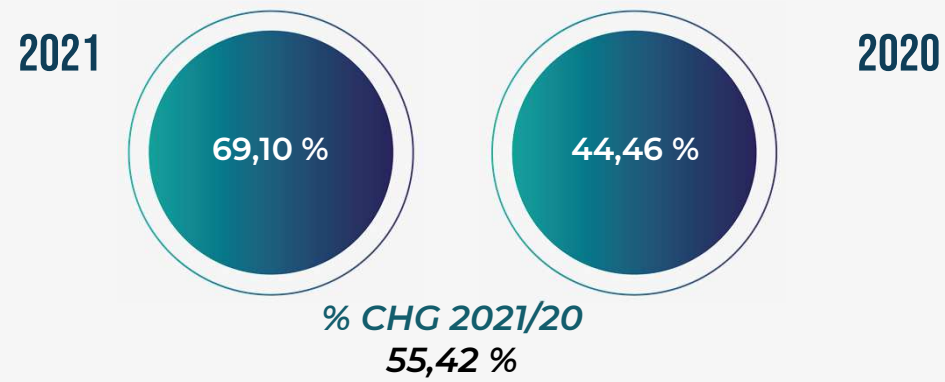
DOMESTIC FLIGHTS % CHG 2021/20	29.587 44,73 %
INTERNATIONAL FLIGHTS % CHG 2021/20	7.886 57,26 %
INTRA UE % CHG 2021/20	6.006 33,41 %
EXTRA UE % CHG 2021/20	1.860 272,00%

**PASSENGERS
TRAFFIC JAN-DEC**
TOTAL 4.558.153 (100%)



DOMESTIC FLIGHTS % CHG 2021/20	3.624.619 70,87%
INTERNATIONAL FLIGHTS % CHG 2021/20	933.534 64,70%
INTRA UE % CHG 2021/20	751.808 42,73 %
EXTRA UE % CHG 2021/20	181.726 353,34%

LOAD FACTOR



PASSENGERS PER MOVEMENTS

	PAX PER MVT
TOTAL	121,70
DOMESTIC	122,23
INTERNATIONAL	76,23

COMMERCIAL TRAFFIC - PASSENGERS AND MOVEMENTS PER MONTH

MONTH	PASSENGERS	% CHG 2021/20	A/C MOVEMENTS	% CHG 2021/20
JANUARY	87.606	-79,43 %	1.277	-61,13 %
FEBRUARY	72.099	-80,66%	728	-75,56 %
MARCH	91.137	9,09 %	951	-21,21 %
APRIL	130.167	2054,73 %	1.547	849,08 %
MAY	198.834	1255,93 %	1.748	421,79 %
JUNE	445.285	466,82 %	3.779	308,10 %
JULY	665.423	106,93 %	5.126	79,61 %
AUGUST	740.107	56,15 %	5.686	43,33 %
SEPTEMBER	627.855	56,38 %	4.790	41,76 %
OCTOBER	579.407	84,15 %	4.352	42,83 %
NOVEMBER	458.316	445,64 %	3.597	111,71 %
DECEMBER	461.917	316,63 %	3.872	141,40 %

