

TRAFFIC STATISTICS 2022

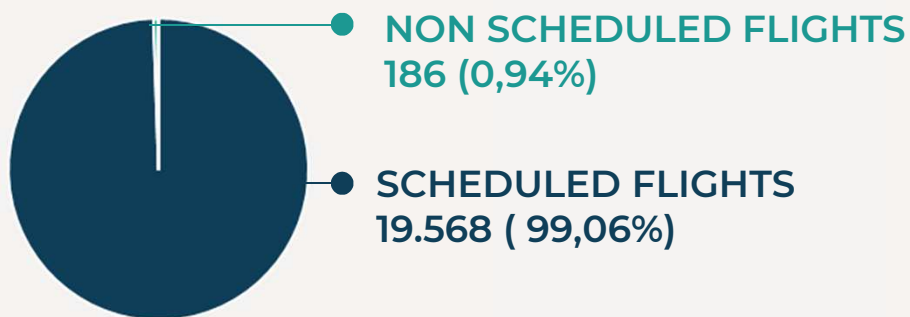
JANUARY - MAY

SCHEDULED AND NON SCHEDULED COMMERCIAL TRAFFIC

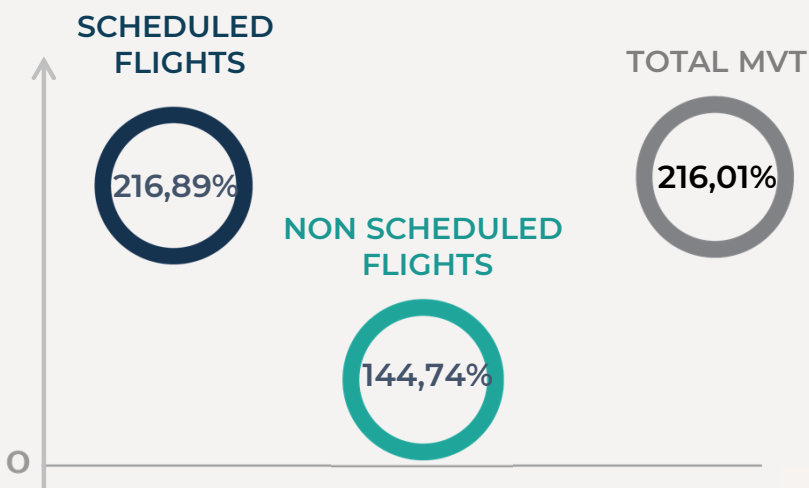
A/C MOVEMENTS

TRAFFIC JAN - MAY

TOTAL 19.754 (100%)



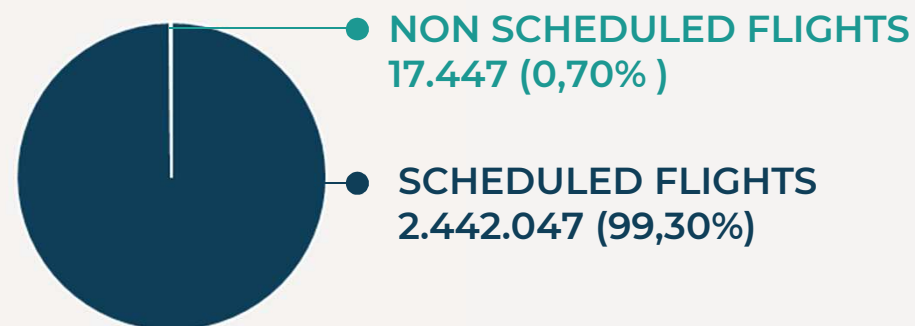
% CHG 2022/21



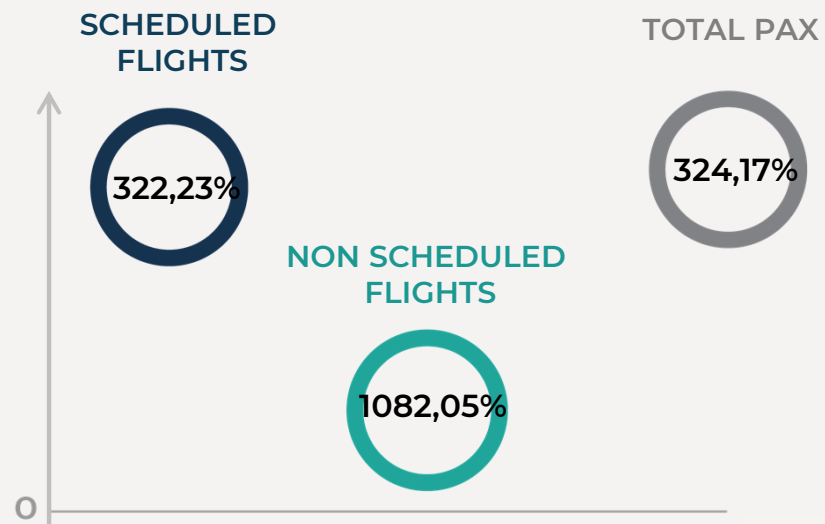
PASSENGERS

TRAFFIC JAN - MAY

TOTAL 2.459.494 (100%)



% CHG 2022/21

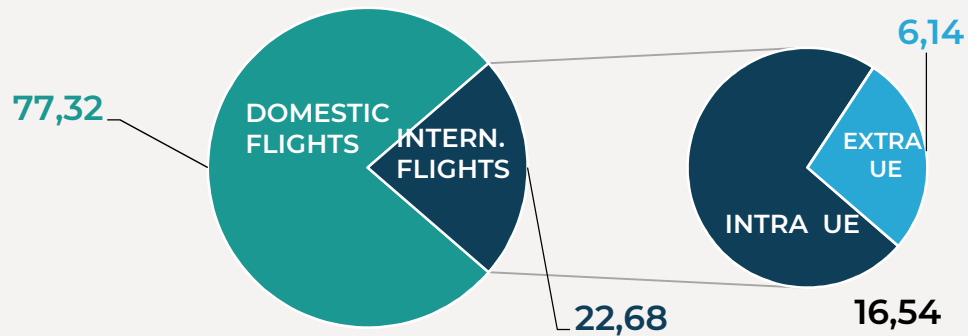


DOMESTIC AND INTERNATIONAL COMMERCIAL TRAFFIC

A/C MOVEMENTS

TRAFFIC JAN-MAY

TOTAL 19.754 (100%)

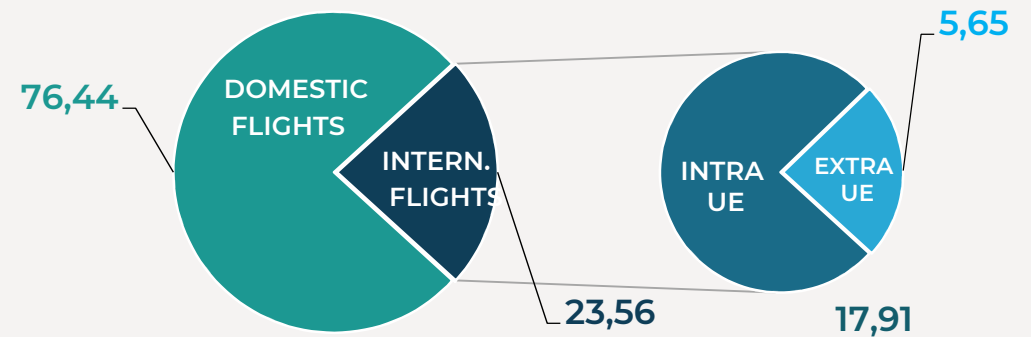


DOMESTIC FLIGHTS % CHG 2022/21	15.272 164,86%
INTERNATIONAL FLIGHTS % CHG 2022/21	4.482 824,12%
INTRA UE % CHG 2022/21	3.268 937,46%
EXTRA UE % CHG 2022/21	1.214 614,12%

PASSENGERS

TRAFFIC JAN-MAY

TOTAL 2.459.494 (100%)



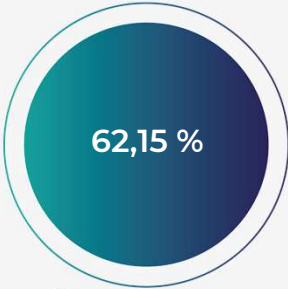
DOMESTIC FLIGHTS % CHG 2022/21	1.880.036 240,81%
INTERNATIONAL FLIGHTS % CHG 2022/21	579.458 1.954,09%
INTRA UE % CHG 2022/21	440.509 1863,40 %
EXTRA UE % CHG 2022/21	138.949 2306,46%

LOAD FACTOR

2022



2021



% CHG 2022/21
14,29 %

PASSENGERS PER MOVEMENTS

	PAX PER MVT
TOTAL	124,51
DOMESTIC	123,10
INTERNATIONAL	129,29

COMMERCIAL TRAFFIC - PASSENGERS AND MOVEMENTS PER MONTH

MONTH	PASSENGERS	% CHG 2022/21	A/C MOVEMENTS	% CHG 2022/21
JANUARY	304.900	248,04%	3.281	156,93%
FEBRUARY	349.749	385,10%	3.064	320,88 %
MARCH	463.634	408,72%	3.719	291,06 %
APRIL	636.634	389,09%	4.713	204,65 %
MAY	704.577	254,35%	4.977	184,73 %
JUNE				
JULY				
AUGUST				
SEPTEMBER				
OCTOBER				
NOVEMBER				
DECEMBER				

