

TRAFFIC STATISTICS 2022

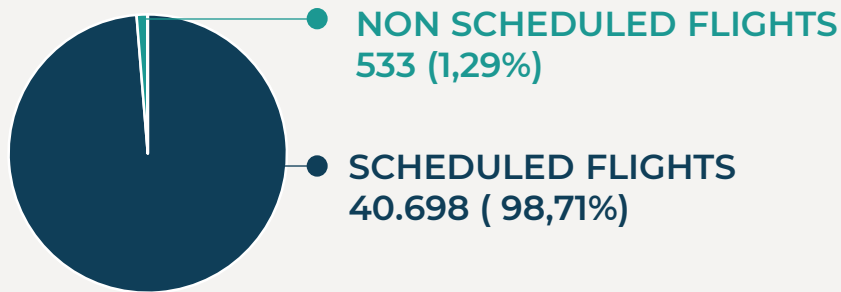
JANUARY - SEPTEMBER

SCHEDULED AND NON SCHEDULED COMMERCIAL TRAFFIC

A/C MOVEMENTS

TRAFFIC JAN - SEP

TOTAL 41.231 (100%)

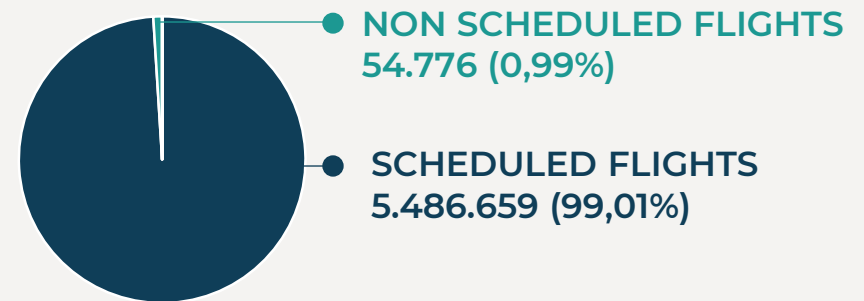


% CHG 2022/21

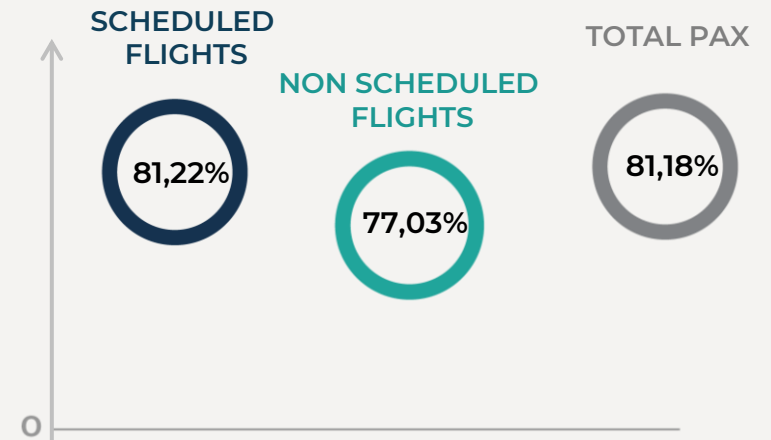
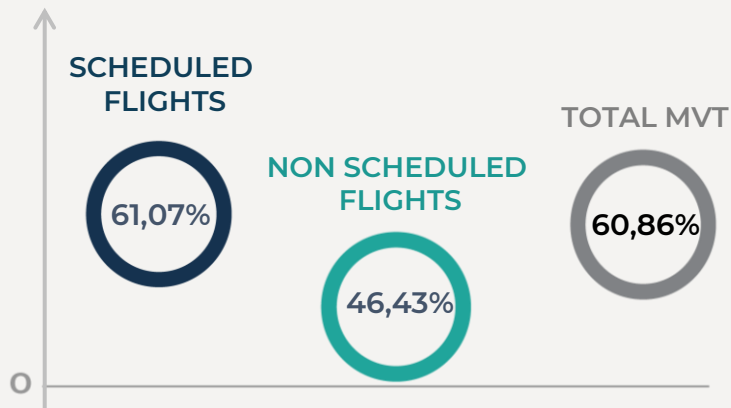
PASSENGERS

TRAFFIC JAN - SEP

TOTAL 5.541.435 (100%)



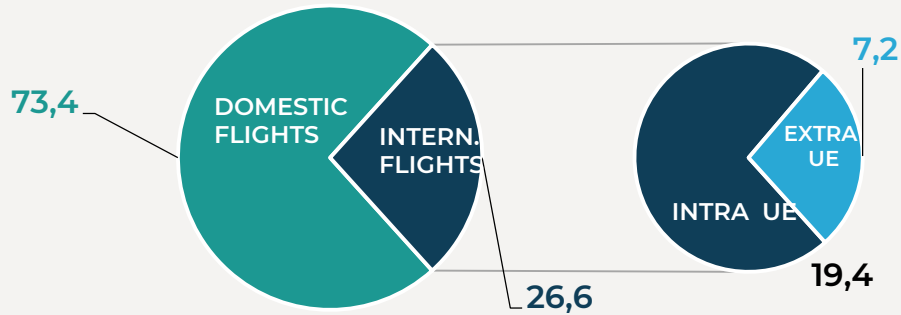
% CHG 2022/21



DOMESTIC AND INTERNATIONAL COMMERCIAL TRAFFIC

A/C MOVEMENTS TRAFFIC JAN-SEP

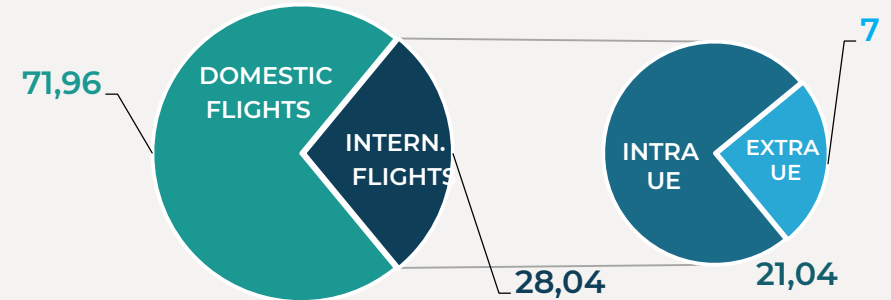
TOTAL 41.231 (100%)



DOMESTIC FLIGHTS % CHG 2022/21	30.262 50,23 %
INTERNATIONAL FLIGHTS % CHG 2022/21	10.969 99,87 %
INTRA UE % CHG 2022/21	8.001 87,91%
EXTRA UE % CHG 2022/21	2.968 141,30%

PASSENGERS TRAFFIC JAN-SEP

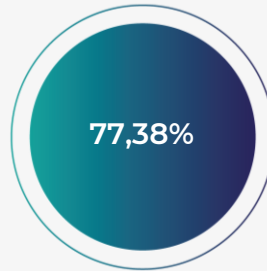
TOTAL 5.541.435 (100%)



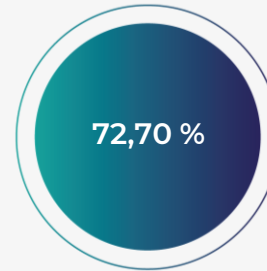
DOMESTIC FLIGHTS % CHG 2022/21	3.987.891 64,73%
INTERNATIONAL FLIGHTS % CHG 2022/21	1.553.544 143,62%
INTRA UE % CHG 2022/21	1.166.519 123,15%
EXTRA UE % CHG 2022/21	387.025 236,72%

LOAD FACTOR

2022



2021



% CHG 2022/21
6,44 %

PASSENGERS PER MOVEMENTS

	PAX PER MVT
TOTAL	134,40
DOMESTIC	131,78
INTERNATIONAL	141,63

COMMERCIAL TRAFFIC - PASSENGERS AND MOVEMENTS PER MONTH

MONTH	PASSENGERS	% CHG 2022/21	A/C MOVEMENTS	% CHG 2022/21
JANUARY	304.900	248,04%	3.281	156,93%
FEBRUARY	349.749	385,10%	3.064	320,88 %
MARCH	463.634	408,72%	3.719	291,06 %
APRIL	636.422	388,93%	4.713	204,65 %
MAY	704.552	254,34%	4.977	184,73 %
JUNE	726.464	63,15%	4.984	31,89 %
JULY	802.439	20,59%	5.617	9,58 %
AUGUST	795.016	7,42%	5.685	-0,02 %
SEPTEMBER	758.259	20,77%	5.191	8,37 %
OCTOBER				
NOVEMBER				
DECEMBER				

