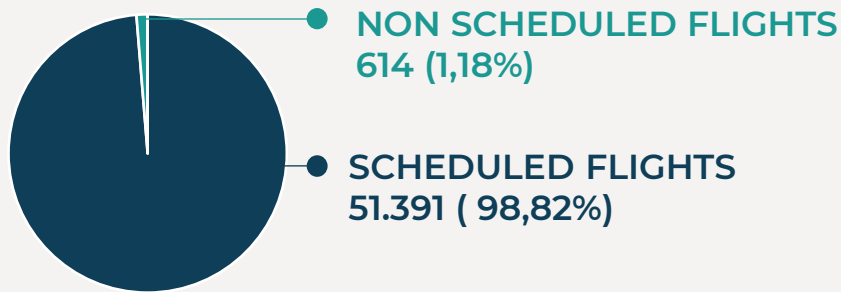


TRAFFIC statistics 2022

JANUARY-DECEMBER

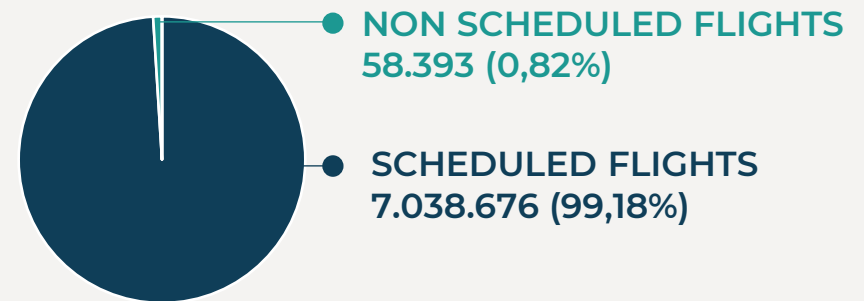
SCHEDULED AND NON SCHEDULED COMMERCIAL TRAFFIC

A/C MOVEMENTS
TRAFFIC JAN - DEC
TOTAL 52.005 (100%)

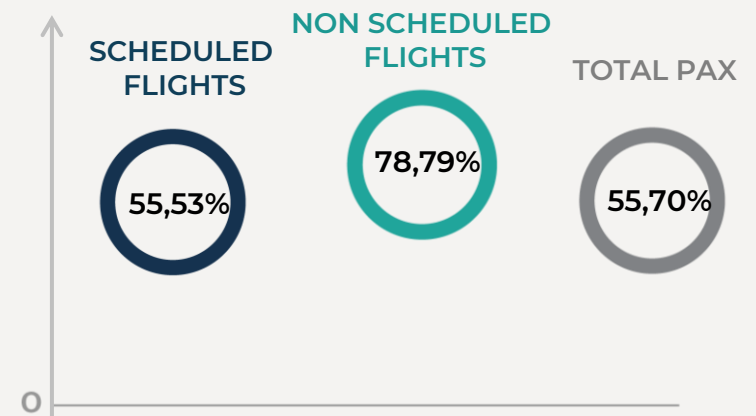
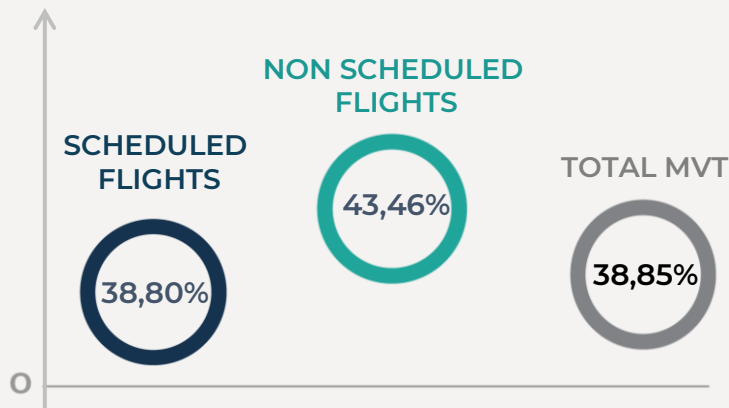


% chg 2022/21

PASSENGERS
TRAFFIC JAN - DEC
TOTAL 7.097.069(100%)

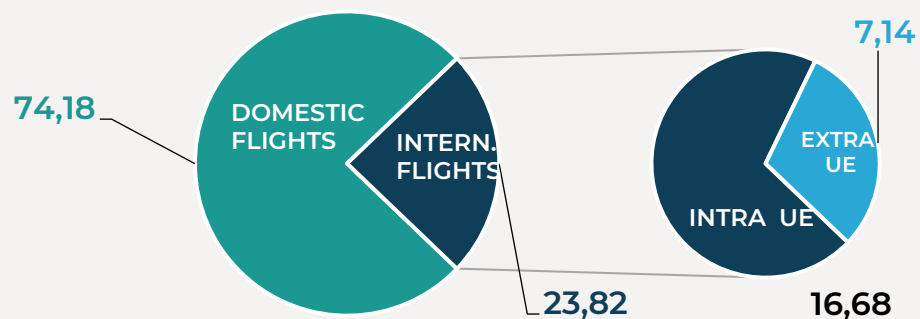


% chg 2022/21

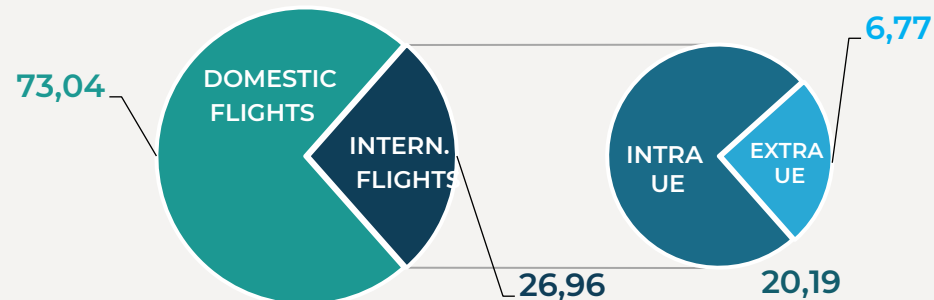


DOMESTIC AND INTERNATIONAL COMMERCIAL TRAFFIC

A/C MOVEMENTS TRAFFIC JAN-DEC TOTAL 52.005 (100%)



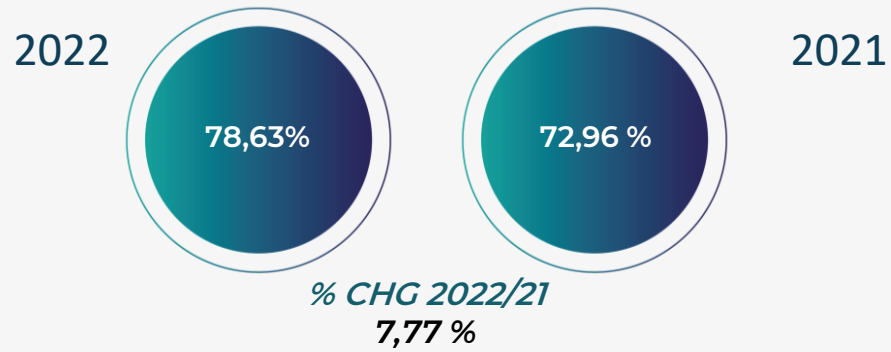
PASSENGERS TRAFFIC JAN-DEC TOTAL 7.097.069 (100%)



DOMESTIC FLIGHTS % CHG 2022/21	38.575 30,38%
INTERNATIONAL FLIGHTS % CHG 2022/21	13.430 70,73 %
INTRA UE % CHG 2022/21	9.717 61,79%
EXTRA UE % CHG 2022/21	3.713 99,62%

DOMESTIC FLIGHTS % CHG 2022/21	5.186.366 43,00%
INTERNATIONAL FLIGHTS % CHG 2022/21	1.913.703 105,00%
INTRA UE % CHG 2022/21	1.433.085 90,62%
EXTRA UE % CHG 2022/21	480.618 164,47%

LOAD FACTOR



PASSENGERS PER MOVEMENTS

	PAX PER MVT
TOTAL	136,47
DOMESTIC	134,37
INTERNATIONAL	142,49

COMMERCIAL TRAFFIC - PASSENGERS AND MOVEMENTS PER MONTH

MONTH	PASSENGERS	% CHG 2022/21	A/C MOVEMENTS	% CHG 2022/21
JANUARY	304.900	248,04%	3.281	156,93%
FEBRUARY	349.749	385,10%	3.064	320,88 %
MARCH	463.634	408,72%	3.719	291,06 %
APRIL	636.422	388,93%	4.713	204,65 %
MAY	704.552	254,34%	4.977	184,73 %
JUNE	726.464	63,15%	4.984	31,89 %
JULY	802.439	20,59%	5.617	9,58 %
AUGUST	795.016	7,42%	5.685	-0,02 %
SEPTEMBER	758.259	20,77%	5.191	8,37 %
OCTOBER	689.862	19,06%	4.723	8,52 %
NOVEMBER	415.982	-9,24%	2.878	-19,99%
DECEMBER	449.790	-9,24%	3.173	-18,05%

