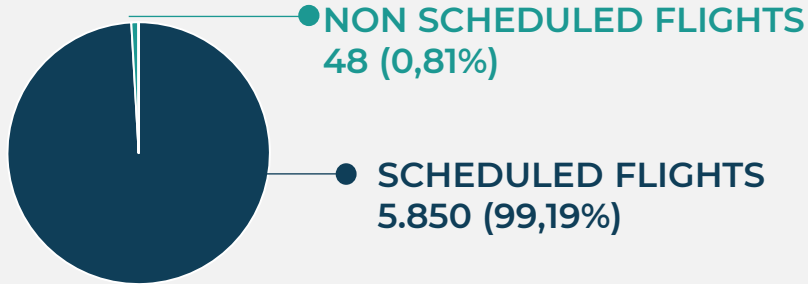


# TRAFFIC STATISTICS 2023

## JANUARY - FEBRUARY

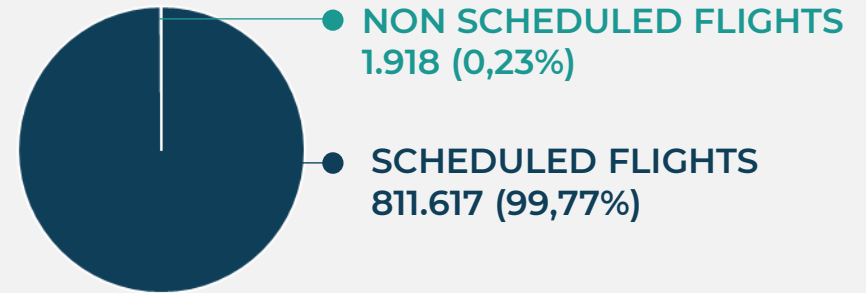
# A/C MOVEMENTS TRAFFIC JAN-FEB

TOTAL 5.898 (100%)

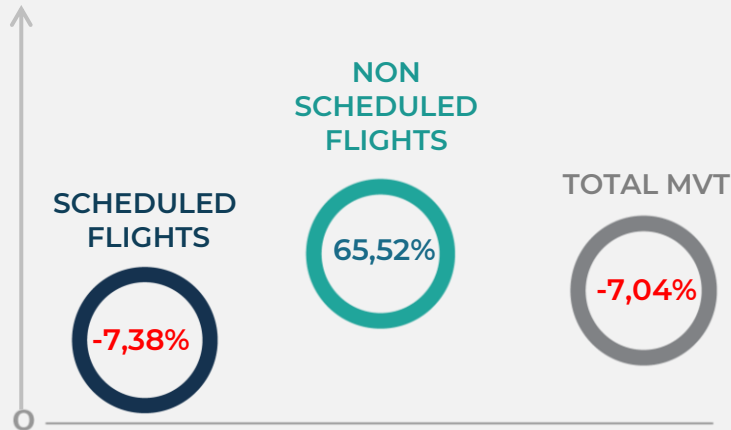


# PASSENGERS TRAFFIC JAN-FEB

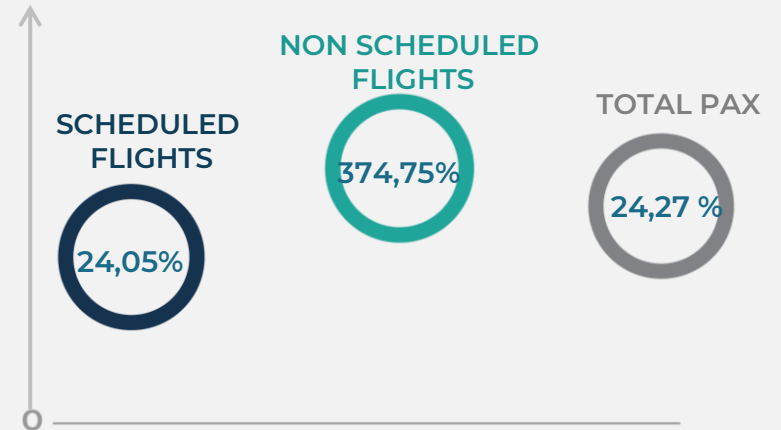
TOTAL 813.535 (100%)



## % CHG 2023/22



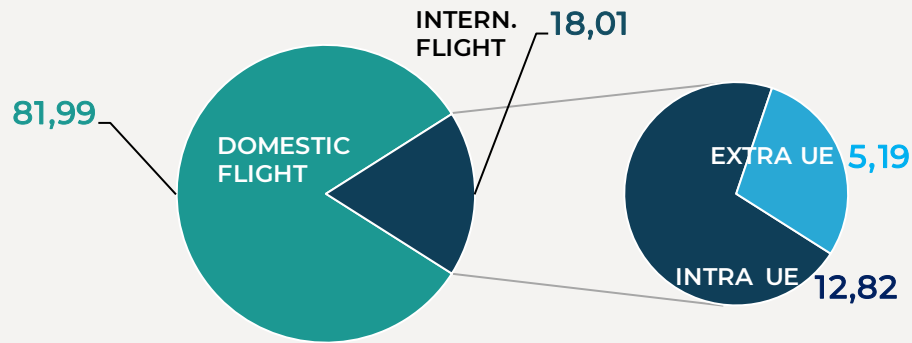
## % CHG 2023/22



# DOMESTIC AND INTERNATIONAL COMMERCIAL TRAFFIC

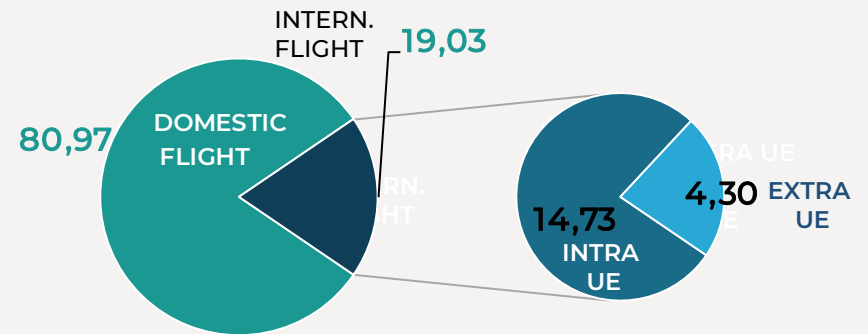
## A/C MOVEMENTS TRAFFIC JAN-FEB

TOTAL 5,898 (100%)



## PASSENGERS TRAFFIC JAN-FEB

TOTAL 813.535 (100%)

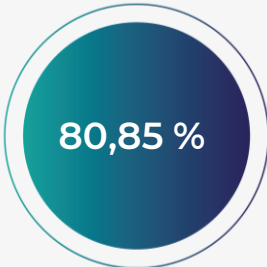


DOMESTIC FLIGHTS % CHG 2023/22	4.836 -8,63 %
INTERNATIONAL FLIGHTS % CHG 2023/22	1.062 0,95%
INTRA UE % CHG 2023/22	756 -4,67 %
EXTRA UE % CHG 2023/22	306 18,15%

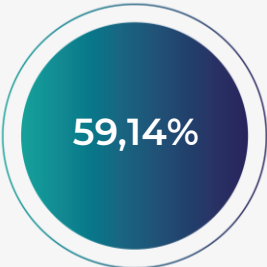
DOMESTIC FLIGHTS % CHG 2023/22	658.723 21,06 %
INTERNATIONAL FLIGHTS % CHG 2023/22	154.812 40,06 %
INTRA UE % CHG 2023/22	119.880 33,38 %
EXTRA UE % CHG 2023/22	34.932 69,10 %

# LOAD FACTOR

2023



2022



*% CHG 2023/22*  
36,70%

# PASSENGERS PER MOVEMENTS

	PAX PER MVT
TOTAL	137,93
DOMESTIC	136,21
INTERNATIONAL	145,77

## COMMERCIAL TRAFFIC - PASSENGERS AND MOVEMENTS PER MONTH

MONTH	PASSENGERS	% CHG 2023/22	A/C MOVEMENTS	% CHG 2023/22
JANUARY	418.094	37,12	3.081	-6,10
FEBRUARY	395.441	13,06	2.817	-8,06
MARCH				
APRIL				
MAY				
JUNE				
JULY				
AUGUST				
SEPTEMBER				
OCTOBER				
NOVEMBER				
DECEMBER				

