

# TRAFFIC DATA 2026

## JANUARY-APRIL

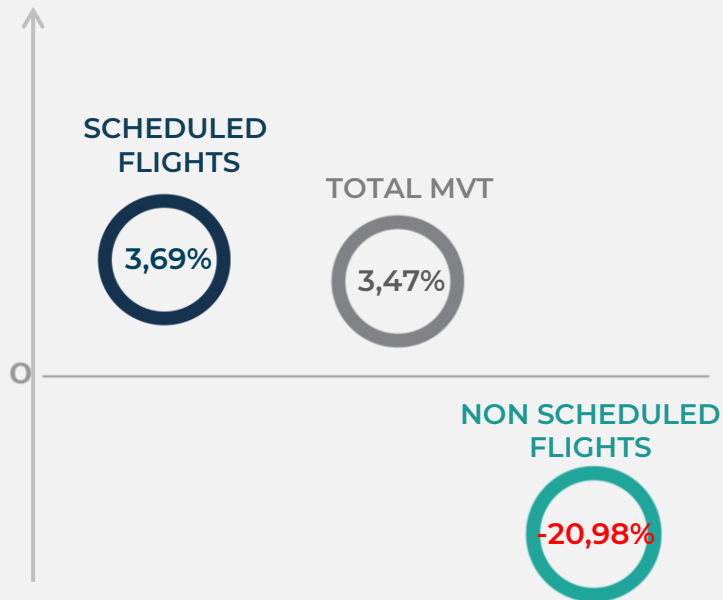
# A/C MOVEMENTS TRAFFIC JAN-APR

TOTAL 16.894 (100%)



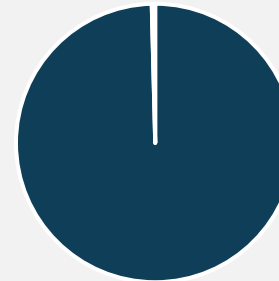
NON SCHEDULED FLIGHTS  
113 (0,64%)  
SCHEDULED FLIGHTS  
16.781 (99,36%)

%CHG 2026/2025



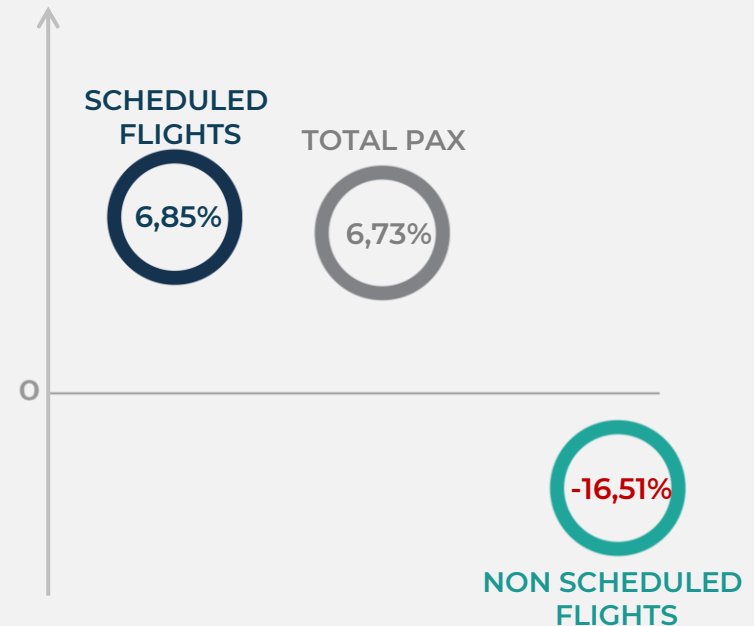
# PASSENGERS TRAFFIC JAN-APR

TOTAL 2.533.848 (100%)



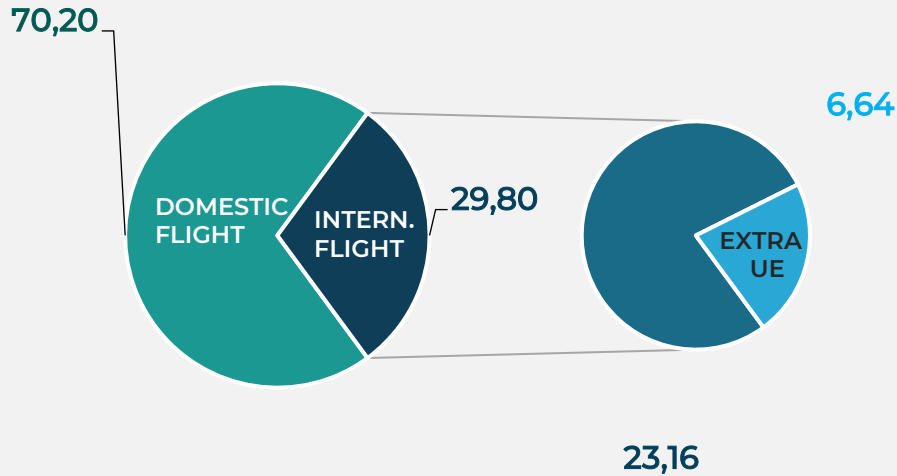
NON SCHEDULED FLIGHTS  
10.166 (0,28%)  
SCHEDULED FLIGHTS  
2.523.682 (99,72%)

%CHG 2026/2025



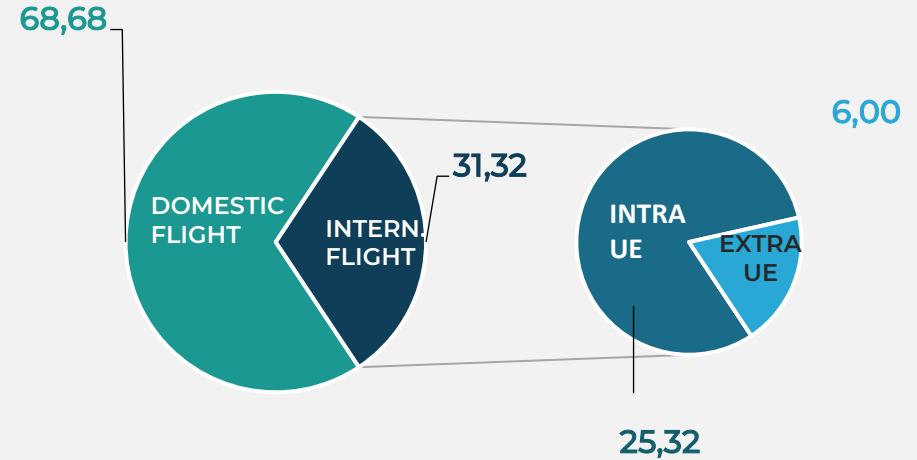
## A/C MOVEMENTS TRAFFIC JAN-APR

TOTAL 16.894 (100%)



## PASSENGERS TRAFFIC JAN-APR

TOTAL 2.533.848(100%)



### DOMESTIC FLIGHT

11.859

% CHANGE 2026/2025

-3,10%

### INTERNATIONAL FLIGHT

5.035

% CHANGE 2026/2025

23,14%

### INTRA -UE

3.912

% CHANGE 2026/2025

27,30%

### EXTRA UE

1.123

% CHANGE 2026/2025

10,53%

### DOMESTIC TRAFFIC

1.740.306

% CHANGE 2026/2025

-0,97%

### INTERNATIONAL TRAFFIC

793.542

% CHANGE 2026/2025

28,69%

### INTRA -UE

641.643

% CHANGE 2026/2025

32,94%

### EXTRA UE

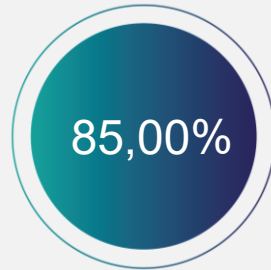
155.899

% CHANGE 2026/2025

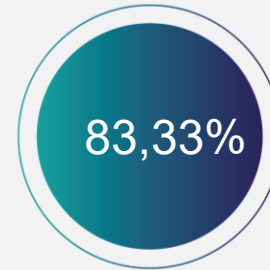
13,38%

## LOAD FACTOR

2026



2025



*% CHG 2026/25*  
**+2,00%**

## PASSENGERS PER MOVEMENTS

TOTAL	149,99
DOMESTIC	146,75
INTERNATIONAL	157,61

# COMMERCIAL TRAFFIC –PASSENGERS AND MOVEMENTS PER MONTH

MONTH/DATE	PASSENGERS	%CHG 2026/2025	A/C MOVEMENTS	%CHG 2026/2025
JANUARY	481.229	1,79%	3.339	-3,33%
FEBRUARY	514.014	6,07%	3.399	-0,50%
MARCH	674.176	12,17%	4.439	11,87%
APRIL	864.429	5,99%	5.717	3,51%
MAY				
JUNE				
JULY				
AUGUST				
SEPTEMBER				
OCTOBER				
NOVEMBER				
DECEMBER				

