TRAFFIC DATA 2026

JANUARY-OCTOBER

GESAP AEROPORTO DI PALERMO

A/C MOVEMENTS TRAFFIC JAN-OCT

TOTAL 60.240 (100%)



NON SCHEDULED FLIGHTS
577 (0,96%)

SCHEDULED FLIGHTS
59.663 (99,04%)

%CHG 2026/2025

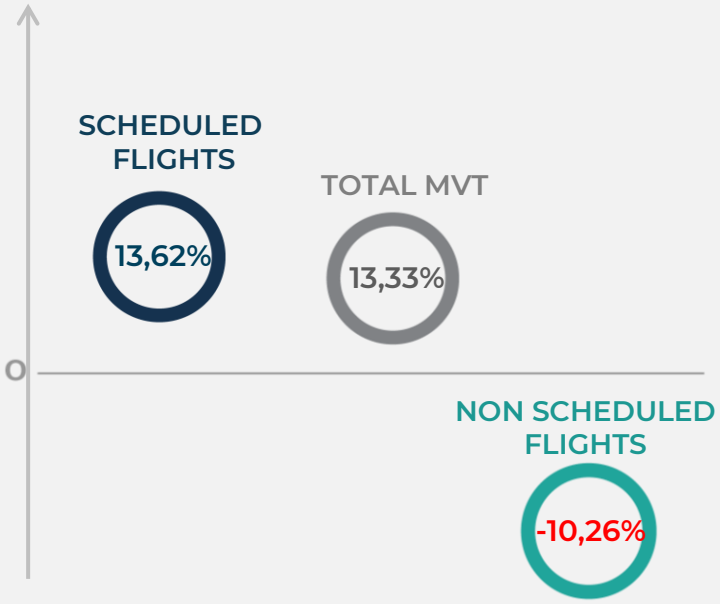

PASSENGERS TRAFFIC JAN-OCT

TOTAL 9.256.965(100%)

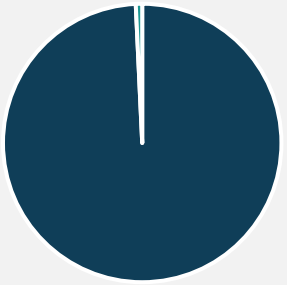

NON SCHEDULED FLIGHTS
77.347 (0,84%)

SCHEDULED FLIGHTS
9.179.618 (99,16%)

%CHG 2026/2025

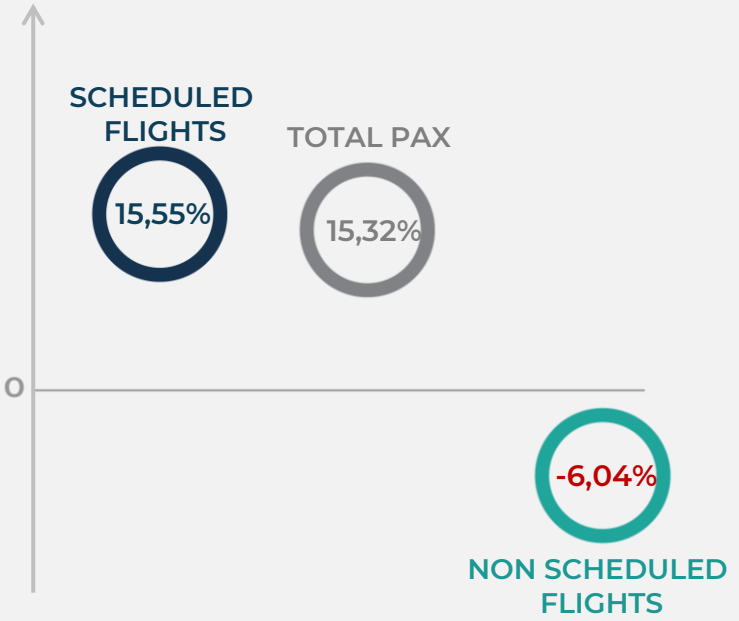

A/C MOVEMENTS
TRAFFIC JAN-OCT

TOTAL 60.240 (100%)

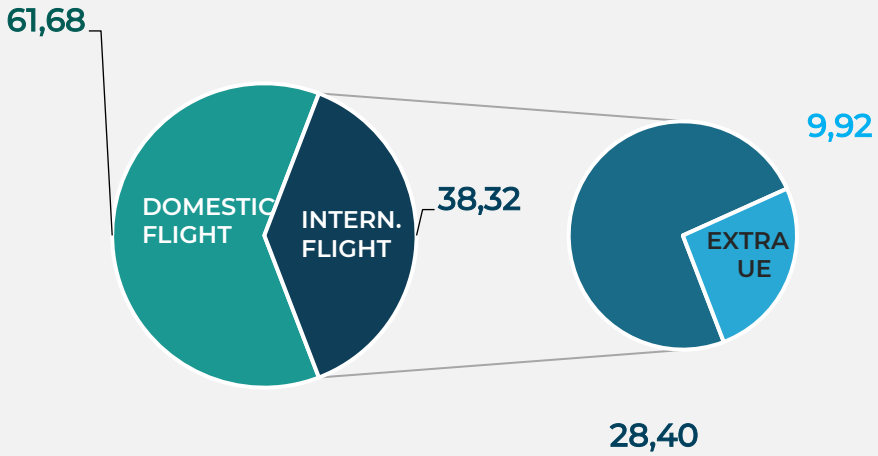

DOMESTIC FLIGHT	37.155	% CHANGE 2026/2025 4,92%
INTERNATIONAL FLIGHT	23.085	% CHANGE 2026/2025 30,12%
INTRA -UE	17.111	% CHANGE 2026/2025 30,91%
EXTRA UE	5.974	% CHANGE 2026/2025 27,92%

PASSENGERS
TRAFFIC JAN- OCT

TOTAL 9.256.965(100%)

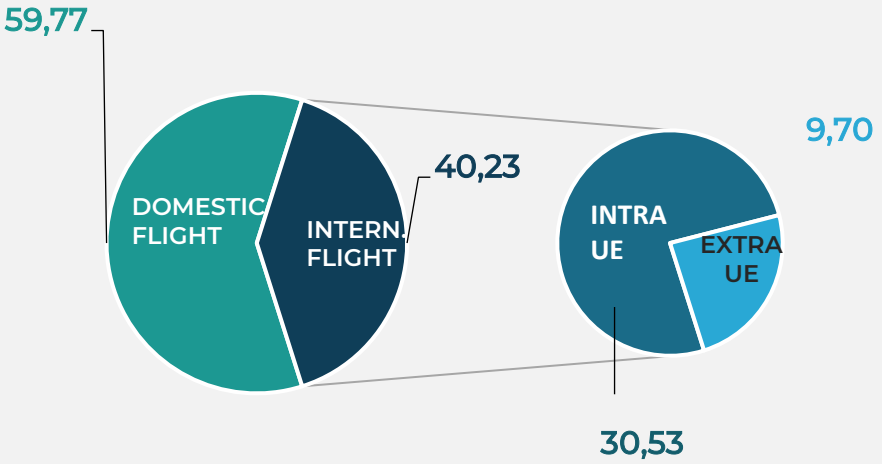

DOMESTIC TRAFFIC	5.533.340	% CHANGE 2026/2025 5,66
INTERNATIONAL TRAFFIC	3.723.625	% CHANGE 2026/2025 33,47%
INTRA -UE	2.825.733	% CHANGE 2026/2025 34,84%
EXTRA UE	897.892	% CHANGE 2026/2025 29,32%

LOAD FACTOR



% CHG 2026/25
-1,7%

PASSENGERS PER MOVEMENTS

TOTAL	153,67
DOMESTIC	148,93
INTERNATIONAL	161,30

COMMERCIAL TRAFFIC –PASSENGERS AND MOVEMENTS PER MONTH

MONTHDAT	PASSENGERS	%CHG 2026/2025	A/C MOVEMENTS	%CHG 2026/2025
JANUARY	481.229	1,79%	3.339	-3,33%
FEBRUARY	514.014	6,07%	3.399	0,50%
MARCH	674.176	12,17%	4.439	11,87%
APRIL	864.429	5,99%	5.717	3,51%
MAY	969.050	8,39%	6.292	5,38%
JUNE	1.021.202	11,24%	6.730	12,65%
JULY	1.147.233	13,36%	7.396	10,95%
AUGUST	1.332.127	32,32%	8.483	28,05%
SEPTEMBER	1.225.730	30,03%	7.716	28,99%
OCTOBER	1.027.775	16,87%	6.728	19,97
NOVEMBER				
DECEMBER				


GESAP
AEROPORTO
DI PALERMO